

THE NUTCRACKER

2021



fort wayne
ballet

Attending a Ballet Performance

Going to the theater for ballet is similar to going to a movie:

- The lights will dim before the performance begins, and the theater is dark during the ballet.
- Audience members are expected to sit still and quietly in their seats.
- Photography and video recording are strictly prohibited. In addition to being distracting to the dancers and other audience members, *The Nutcracker* is copyrighted artistic material.
- Cell phones and electronics should be turned off when you enter the theater.
- There is no intermission. Please use the restroom prior to the performance.



However, unlike the movies:

- There is no talking in ballet. The story is told through movements, music, costumes, and sets.
 - Ballet is performed live. There are no second takes and dancers can react to the audience!
 - Clap when you enjoy something, laugh if something is funny, and give a standing ovation at the end if it was amazing. Let the dancers know you appreciate their hard work!
 - At the end of the performance, the dancers and musicians take a bow. This is a *curtain call*.
- Some people make their visit to the ballet a dress-up occasion; others dress casually. Wear something you are comfortable in so you can enjoy the performance.

Most Importantly:

- Enjoy the movements, music, sets, costumes—and HAVE FUN!



In-Theatre School Show Field Trip Facts

Where are we going?

The performance is at the Arts United Center (AUC), 303 E. Main St., in downtown Fort Wayne.



What time should we arrive? What time will we leave?

If you are participating in the Docent Program, you will need to arrive no later than 9:30am**. Doors open at 9:15am**. Volunteer ushers will chaperone you through the docent stations and take you to your seats. The performance will end around 11:00am.**

What do we do when we arrive?

Upon entering the front doors of the AUC, FWB staff/volunteers will be there to welcome you. From there you will be ushered to your seats.

It is important that you stay in your assigned seats.

What should we bring?

Bring your wonderful self. Coats, cameras, book-bags, and water bottles should remain on the bus so they won't be left behind in the AUC.

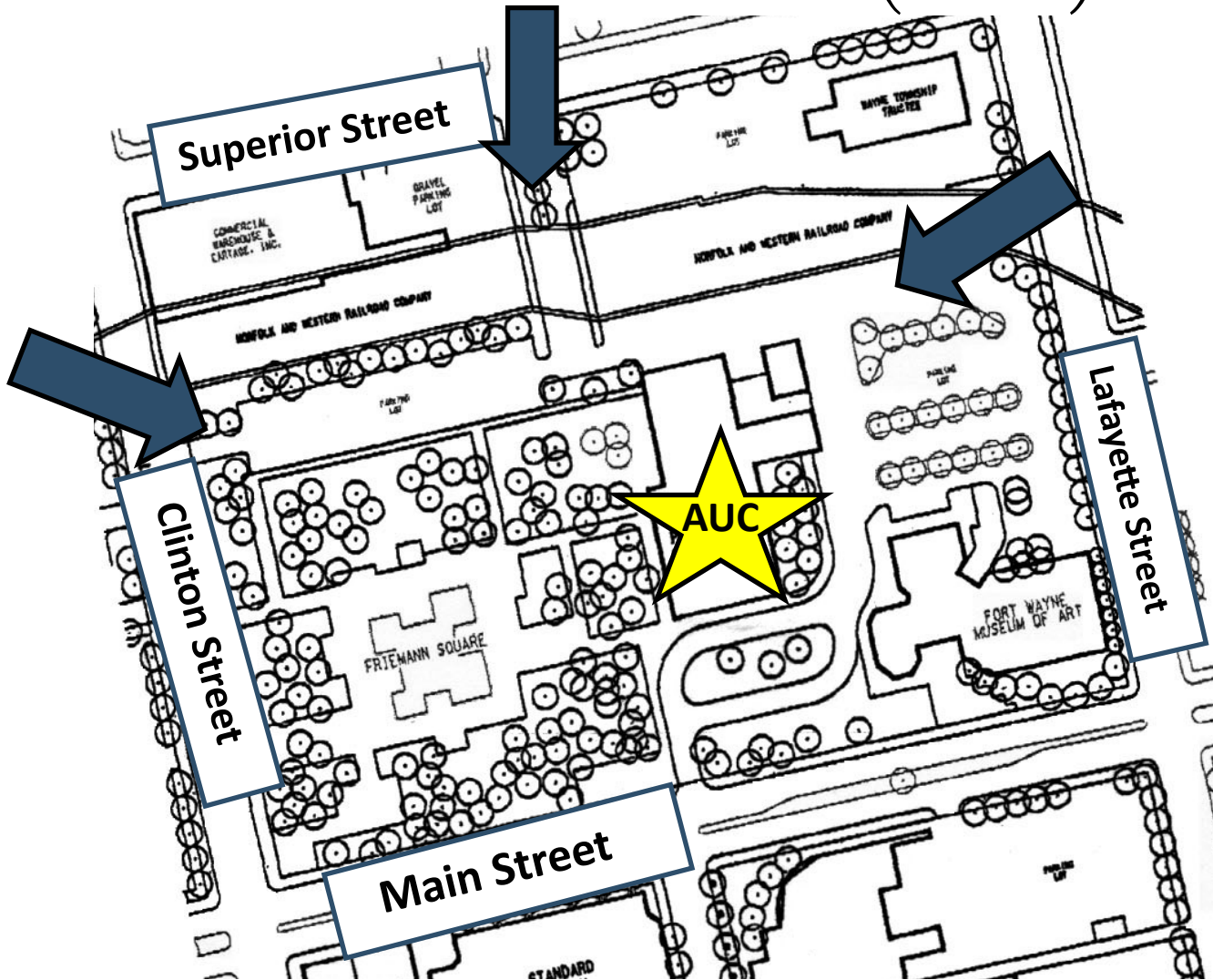


Questions about the trip?

Contact Tracy Tritz
at 260.484.9646, or
ttritz@fortwayneballet.org

**For the 12:30pm Performance: Arrive no later than 12:00pm for docent, doors open at 11:45am, performance will conclude by 1:30pm.

Arts United Center (AUC)



The Arts United Center (AUC) is located at 303 E. Main Street. There are entrances off Main Street, Clinton Street, and Superior Street.

Buses:

- Enter from Superior Street.
- Drive around the Arts United Center to the front of the building to unload your passengers. Pull up as far as you can to accommodate other buses behind you.
- Exit onto Main Street. Parking in front of the AUC is a fire hazard.
- Bus Parking is available at Headwaters Park.



Cars and Home-School Families:

- Parking is limited.
- Metered parking is available off Clinton St.
- A parking garage located on Barr Street (just behind Main Street Bistro).

About The Nutcracker



Marius Petipa



The Nutcracker - St. Petersburg, Russia



Peter Ilyitch Tchaikovsky

Featuring Original Cast (circa 1982)

The Nutcracker is one of the most beloved ballets of the holiday season. This famous ballet was choreographed by **Marius Petipa** and based off the original story of *Nussknacker und Mausekonig* (The Nutcracker and the King of the Mice) by E.T.A. Hoffmann. Petipa sent the composer, **Peter Ilyitch Tchaikovsky**, specific directions for the creation of the music to accompany the movements of his new ballet. Unfortunately, when choreographing the ballet, Petipa fell ill and was unable to work. His assistant, Lev Ivanov, finished the ballet.

The Nutcracker premiered in St. Petersburg, Russia at the Maryinsky Theatre on December 17, 1892. (Anderson, 1986; Balanchine & Mason, 1975; Gibbons-Brown, 2006-7).

The Nutcracker by the Numbers

175 Dancers

2 Acts (You will just be seeing Act II)

13 Performances

130 Volunteers

182 Costumes

3 Months of rehearsals

Who's Who?

Characters

Clara Von Stahlbaum, young girl who goes on a magical adventure with her new present, a nutcracker

Fritz Von Stahlbaum, Clara's brother

Herr & Frau Von Stahlbaum, Clara's parents

Herr Drosselmeyer, Clara's Uncle who is the inventor of magical toys

Christian Drosselmeyer, Uncle Drosselmeyer's Nephew

Queen Mouserink, Queen of the mice

Nutcracker Prince, young prince (who looks like Christian Drosselmeyer) who was trapped in the body of the wooden Nutcracker

Sugar Plum Fairy, Queen of the Kingdom of Sweets

Dew Drop Fairy, Fairy that puts the dew on flowers; dances with the flowers

Spanish Chocolate, dancers from Spain who represent chocolate

Arabian Coffee, dancers from Arabia who represent coffee

Trepak Candy Swirls, dancers from Russia who represent candy swirls

Chinese Tea, dancers from China who represent tea

Marzipan Shepherdess, 4 shepherdess from France who represent marzipan and dance while searching for their dogs



The Nutcracker: The Ballet

Act I

Herr Von Stahlbaum and his wife are throwing a Christmas Eve Party. Clara and Fritz, their children, greet the guests. The parents give toys to all the children. Suddenly, their mysterious Uncle Drosselmeyer arrives with his nephew, Christian Drosselmeyer. Herr Drosselmeyer entertains the children with his magical tricks and wind-up dolls.



Drosselmeyer brings a special gift for Clara - a wooden nutcracker. In a jealous fit, Fritz breaks it. Drosselmeyer quickly repairs it for Clara. The party ends, the guests leave, and the Stahlbaums go to bed for the night. Clara awakens and returns downstairs to retrieve her beloved Nutcracker.



The Nutcracker: The Ballet (cont.)

Act I (Cont.)

As the clock strikes midnight, things start to get strange. Clara starts shrinking, or does the house and everything in it start growing? Suddenly, the room fills with giant mice who attack Clara. The toy soldiers under the tree (now life-size), led by her valiant Nutcracker, come to Clara's rescue. Queen Mouserink, the leader of the mice, start sword fighting with the Nutcracker. Just as Queen Mouserink is about to defeat the Nutcracker, Clara hits him with her shoe. During this distraction, the Nutcracker is able to defeat the mouse king and win the battle.



After the battle, the Nutcracker is transformed into a handsome prince. He guides Clara through the Land of Snow. They meet the Snow Queen and rest of the Snowflakes who lead them on their adventure to the enchanted Kingdom of Sweets.




Act II

As Act II begins, 12 beautiful Angels, along with the Blossoms and Sugar Plum Fairy Attendants, guide Clara and the Prince's voyage to the Kingdom of Sweets. She is welcomed by the Sugar Plum Fairy and her Cavalier. The Nutcracker Prince relates the story of the battle and of Clara's bravery. Clara is crowned and a ceremony is performed to honor her for saving the Nutcracker Prince, featuring dances from several lands: Spain, Arabia, China, Russia and France.





Then the enchanted Flowers perform a beautiful swirling waltz. After the Grand Pas de Deux by the Sugar Plum Fairy and her Cavalier, a joyous Finale is performed by all inhabitants of the Kingdom of Sweets. As Clara's dream begins to fade, her mother returns and gently guides the sleeping Clara back to her bed. The magic of this Christmas Eve will always remain with Clara, just as the magic of The Nutcracker continues to touch the ageless heart.

Help Clara find her Nutcracker



Match the Flag to the Sweet

Match each country's flag on the left to the correct candy from the Kingdom of Sweets on the right!



Fun things to try....

Listen and identify. Listen to a recording of Peter Ilyitch Tchaikovsky's *The Nutcracker* (or use music from different cultures) and try to identify the instruments and their families. Next try to visually identify the instruments you heard either by print source, online or instruments you have in the classroom. Have teams and compete. The team that identifies the most instruments correctly wins!

Locate the origins. Using the Who's Who page, determine what countries are represented by the dancers in the *Land of Sweets*, locate these countries on a map of the world or a globe, and listen to music from these different countries.

Emerge yourself in culture. Once you have located on the world map the countries the *Land of Sweets* are from, find out about the country. What language is spoken? What foods do they eat? What are their customs? How do they dance? What does their music sound like? What is the role of musicians in these countries?

Create a story. Create a new holiday story of *The Nutcracker* that answers the following questions: what would happen if Fritz received the Nutcracker instead of Clara? How would Clara act? How would the story change?

Create another story. Create another "*The Nutcracker*" story that answers at least one of the following questions: what would happen if Fritz had not broken the Nutcracker? What would happen had Clara not thrown her shoe at Queen Mouserink? Or what would happen if Queen Mouserink survived the battle and followed Clara and the prince into the *Land of Snow*?

More fun things to try....

Understanding relationships between art forms. After viewing Fort Wayne Ballet's *The Nutcracker*, compare the dancers to the music and the story. Did the dancers convey the story through their movements? Did the music tell the story (you may want to listen to Peter Ilyitch Tchaikovsky's *The Nutcracker* as you continue on)? How did the dancing and the music help tell the story?

Listen to Tchaikovsky's *The Nutcracker*. Peter Ilyitch Tchaikovsky's *The Nutcracker* has wonderful, exciting music! Using a section of the music, identify the mood. Now explore how you can create this mood in movement. How does this music and movement make you feel?

Write a short song: Pretend you have been given the task of creating a holiday ballet, like Tchaikovsky did, and invent a short song. Add an instrument or sounds from the classroom. Be sure to explore the pitches, melodies, and accompaniment using available traditional and electronic resources. Play and/or record this song for your friends to hear.

Choreograph a short dance: Pretend you are the choreographer and create a movement phrase that can go along with the song or music that you or your friends have just created. Try teaching this dance to one or more of your friends. Combine your movement phrase with a friend's movement phrase; create a transition phrase to allow a smooth flow from your phrase to theirs. Write about your participation in this activity and describe how it made you feel.

Athletes. Dancers are very athletic, strong and flexible. What athletes would benefit from ballet training? Who else would benefit? Name other benefits from dance training.

[illegible]

Share your favorite moments with us!
Send your responses to Fort Wayne Ballet
300 E. Main St., Fort Wayne, IN 46802

Draw a picture of your favorite part from the performance
The Nutcracker.

Share your favorite moments with us!
Send your responses to Fort Wayne Ballet
300 E. Main St., Fort Wayne, IN 46802

Fine Arts Curriculum Alignment

Docent content: This docent curriculum was designed to explore *The Nutcracker* as presented by the Fort Wayne Ballet and the question and answer session after the In-theater performance. It aligns with Indiana's Academic Standards for Music (2010) and Dance (2010) at the grade three level.

Indiana's Academic Standards for Music 4, 6, 8, 9

Indiana's Academic Standards for Dance 1, 2, 3, 4, 5, 8

Worksheets: These worksheets are designed as activities for students that relate to *The Nutcracker* and align with Indiana's Academic Standards for Music and Dance.

Fun things to try. An activities list for students that aligns with:

Indiana's Academic Standards for Music:

Standard 6 - 3.6.4

Standard 9 – 3.9.2

Indiana Academic Standards for Dance: Standard 5 – 3.5.2,

More things to try. An activities list for students that aligns with:

Indiana Academic Standards for Music:

Standard 4 – 3.4.1, 3.4.4,

Standard 8 – 3.8.2, 3.8.4

Indiana Academic Standards for Dance:

Standard 1 – 3.1.2, 3.1.4,

Standard 2 – 3.2.1, Standard 3 – 3.3.2, Standard 4 – 3.4.1

Draw your favorite moment in the ballet *The Nutcracker*.

Indiana's Academic Standards for Dance: Standard 4 – 3.4.2

Please write the dancers.

Indiana's Academic Standards for Dance: Standard 4 – 3.4.2